



Drivers' Briefing

Anglesey / Trac Môn



General

- Please remember to read the Final Instructions and any other instructions for your championship or series
- Please be ready and listen to announcements in the Paddock
- Ensure that you and your team personnel are in possession of a ticket



Track Layout

International Circuit (Sat.)
2.10 miles / 3.38km

Coastal Circuit (Sun.)
1.55 miles / 2.49km



Assembly Area - Track entry



Qualifying

- Please be ready fifteen minutes before your session. All cars will be noise tested prior to their first session on the circuit
- Cars will be released directly onto the circuit from either the Assembly Area or Pit Lane
- Each driver MUST get three timed laps completed
- If we have to RED flag in Qualifying we will need you to return to the PIT LANE
- End of the track session, please complete a slowing down lap, exit the circuit at the Pit entry and proceed to Parc Fermé or the Paddock as directed by marshals




End of Session - Track exit



Enter the Pitlane and
turn immediately left
into Parc Fermé



Signaling area



On the Start line the following flags may be shown

The Black, Black and White, Black and Orange and Drive Through board will also be displayed with a car number – please obey this instruction if shown for your car.



Timing Control, Start & Finish Line



Pole position is on
the LEFT



Pit lane entry



Keep left and give a clear signal if you are entering the Pitlane
OBEY the 60kph Pitlane Speed Limit



Pit Lane



Pit Lane exit



Respect the marshals instructions and the Red Light at the Pit Exit

Observe 60kph speed limit until after you pass the gate/wall



Pit Lane exit



Keep left of the yellow line when exiting the Pit Lane



Yellow Flag:

- SLOW DOWN
- NO OVERTAKING
- MUST BE OBSERVED
- No overtaking until after the Green Flag at the next post
- NOT SEEING IS NO EXCUSE
- PENALTY possible DISQUALIFICATION



Red Flag:

- Stop racing
- No overtaking
- Qualifying: Return to Pit Lane
- Race: Return to Start Line
- Or as directed by Marshals




Race (Standing start)

- From the Assembly Area you will be released to form up on the Grid
- When all cars are positioned on the Grid, a 1-minute & 30-second boards will be displayed
- A green flag will be waved signalling the start of the 'Green Flag' formation lap
- At the end of this lap return to the grid and stop in your grid position. When the grid is complete a 5-second board will be displayed
- The red start lights will be switched on, and then at some time between 2-7secs the red lights will switch off – signalling the start of the race
- In the case of starting lights failure, the Union flag will be used instead
- No team personnel are allowed on the pit wall for the start of the race




Track limits

Track limits will be monitored and penalties issued for exceeding track limits for qualifying and race sessions



SAFETY CAR DEPLOYED



SLOW DOWN AND
NO OVERTAKING



SAFETY CAR IN



RESTART

NO OVERTAKING BEFORE THE CONTROL LINE



Safety on Track

- If you need help on track please try to stop in a SAFE place near a marshals post
- If the car is in a safe place, get out of the car and over the barrier and to a place of safety
- If you remain in the car give the thumbs up to marshals if you are okay



Driving standards

- Remember this is a **NON-CONTACT** sport
- You need to be aware of all other cars around you at all times
- Make sure the overtake can be completed without contact
- Contact is expensive and potentially dangerous
- Reported incidents will be investigated and judicial action may be taken
- You may **Only Change Direction Once** in front of the pursuing car, that is to say you can only move left or right in front of the car, not both.
- **Pushing or Squeezing** competitors off the track is strictly forbidden i.e. reducing the available track width to less than a car's width.



Judicial

- You may lodge a protest with the Clerk of the Course at Race Control
- If you are requested to attend a race investigation with the Clerk of the Course please come along with any video evidence ready to be reviewed.



Marshals

Please respect the marshals and remember to give them a wave on the slowing down lap to show your appreciation





Have a good race!

